

SCX1C STUDIO CONDENSER MICROPHONE

OVERVIEW:

Designed, machined, assembled and tested by Audix in the USA, the SCX1C is a professional studio cardioid condenser microphone designed for a wide variety recording, broadcast and live sound applications. Known for its sensitivity, pin-point accuracy, low profile and consistency, the SCX1C is also available with hypercardioid (model SCX1HC) or omni-directional (model SCX1O) capsules.

With a smooth uniform frequency response from 40 Hz - 20 kHz, the SCX1C is very consistent when responding to on and off-axis signals, and exhibits excellent phase coherence and minimal proximity effect. The SCX1C is characterized with a wide cardioid polar pattern; this, coupled with the high output and sensitivity of the microphone, makes the SCX1C an ideal choice for miking overhead, room ambience, orchestral sections, stringed instruments, piano, vibes and sound effects.

Other features include a 21 mm gold vapor capsule miniaturized electronics and an extremely small footprint. The SCX1C will handle sound pressure levels of 130 dB and will provide up to 20 dB of ambient noise rejection. In addition to acoustical instruments, the SCX1C is an excellent choice for group vocals, speech or Foley work.

The SCX1, which is manufactured to exacting standards and tight tolerances, features a precision machined brass body, interchangeable capsules, black multi-layer class 'A' liquid finish, laser etched model and serial number, Switchcraft® or Audix XLR connector and includes a heavy duty nylon clip.

SUPPLIED ACCESSORIES:

Foam lined wooden case (CASEWOOD)
Heavy duty snap on nylon mic clip (DCLIP)
External foam windscreen (WS81)

OPTIONAL ACCESSORIES:

APS2 - Two-channel phantom power supply
DFLEX - Dual pivot clip for piano mounting
STANDKD - Pedestal boom mic stand
SMT25 - Shockmount system
PD133 - Pop diffuser
P1 - Carrying pouch



FEATURES:

Extremely sensitive, highly accurate
Low noise electronics
Small, low profile, easy to place
Roadworthy

APPLICATIONS:

Acoustic stringed instruments
Ambient room miking (SCX1C, SCX1O)
Group Vocal (SCX1O)
Drum Overheads
High Hat (SCX1HC)
Studio Vocals (SCX1C and SCX1O)
Speech
Piano, Vibes
Flute, bells, chimes, marimba
Audience mics for ear monitors

MODEL VARIATIONS:

SCX1MP - matched pair of SCX1C
SCX1HC - hypercardioid polar pattern
SCX1O - omnidirectional polar pattern

REPLACEMENT CAPSULES:

CPSSXC - Cardioid
CPSSXHC - Hypercardioid
CPSSCXO - Omni directional



DFLEX



SMT25



CASEWOOD

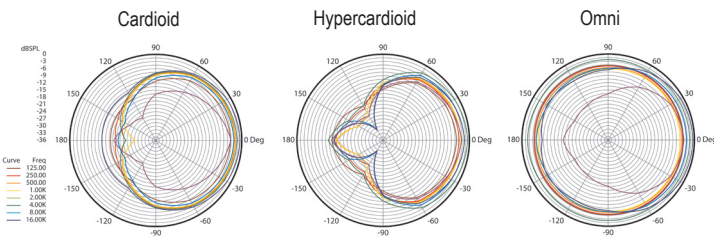
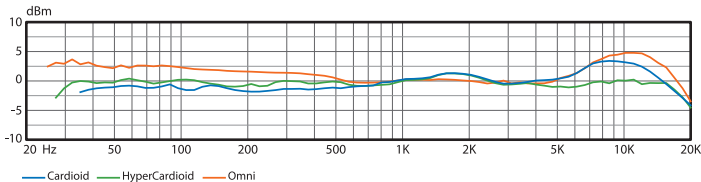


APS2

SPECIFICATIONS:

Transducer Type	Condenser
Frequency Response	40 Hz - 20 kHz
Polar Pattern	Cardioid
Output Impedance	200 ohms
Sensitivity	26 mV / Pa (SCX1C) @ 1k 15 mV / Pa (SCX1HC) @ 1k 15.5 mV / Pa (SCX10) @ 1k
Equivalent Noise Level	14 dB (A weighted)
Signal to Noise Ratio	80 dB
Maximum SPL	130 dB
Dynamic Range	116 dB
Power Requirements	48-52 volts
Connector	Switchcraft® or Audix male XLR connector
Polarity	Positive pressure on diaphragm produces positive voltage on pin 2 relative to pin 3 of output XLR connector
Housing / Finish	Brass / Multi-layer Class 'A' liquid
Weight	114 g / 4 ounces
Length	104 mm / 4.1 inches

FREQUENCY / POLARS:



***All specifications subject to change without notice.

SERVICE AND WARRANTY:

This microphone is under warranty for a period of 3 years from any and all manufacturing defects. Should your microphone fail in any way, please contact the Audix Service department at 503-682-6933. A Return Authorization number is required before returning any products.

CARE AND MAINTENANCE:

The SCX1 is manufactured to exacting specs with roadworthy construction. However, the capsule is highly sensitive and should be handled with care. Avoid extreme temperatures and be sure to store your microphone in the pouch provided when not in use. Moisture of any kind can adversely affect the sound and performance of your microphone.

ARCHITECTS AND ENGINEERS SPECIFICATIONS:

The microphone shall be of the condenser type with a modular threaded capsule available in cardioid, hypercardioid, and omnidirectional polar patterns. The microphone shall operate on 48-52 Volts phantom power and the nominal output impedance shall be equal to 200 ohms at 1 kHz. The microphone shall have a sensitivity of 26 mV / Pa at 1 kHz. The microphone shall have a maximum SPL level of 130 dB with a THD of 0.5%. The microphone shall have a capsule housing and body machined of brass with dimensions of 19 mm diameter at the base, 21 mm in diameter at the widest point on the grill and 104 mm in length. The microphone shall be the Audix SCX1C.

OPERATION:

The SCX1 is a low impedance microphone and should be plugged into a "mic level" input on your console, mixer, or recording device. The SCX1C requires phantom power and will NOT operate without phantom power voltage (48 Volts recommended) which is available on most professional mic preamps and mixing devices. If phantom power is not available on your equipment, you will have to procure a phantom power supply (such as the Audix APS2). Avoid plugging or unplugging the microphone from a PA system unless the channel is muted or the volume of the system is turned down. Failure to do so may result in a loud "popping" noise which could seriously damage the speakers in the PA system.

USER TIPS:

The SCX1 is a world class recording microphone with very high output and sensitivity. The SCX1C and SCX10 generally are not intended to be used at very close range, especially with instruments that produce high sound pressure levels.

For acoustic instruments: In general, the working range should be from 1-2 feet, depending on the instrument and room acoustics. For voice, the minimum distance is 8-10 inches for a single voice.

For group vocals: The distance should be 2-3 feet.

For drum overheads: The microphones should be in a vertical position and placed above the cymbals by 1 1/2-2 feet and equidistant from the snare.

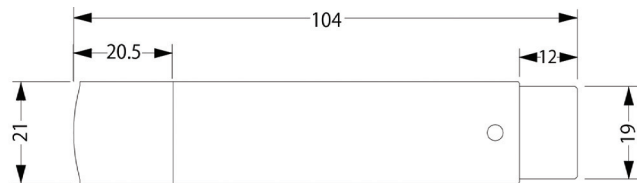
For high hat: Use the SCX1HC and place 4-6 inches above the outer rim of the high hat cymbal.

For bottom snare: Place the SCX1C or SCX1HC 3-4 inches beneath the snare aimed up towards the snares.

For piano: For live performance and live recordings, it is sometimes required to use the short stick or closed lid in order to minimize the surrounding instruments from "bleeding" into the piano mics. In these cases, it is suggested to use the Audix DFLEX mounting clips which enable the SCX1 to be mounted right on to the rail of the piano. The mics can be positioned horizontal to the sound board, typically one towards the front of the keyboard and one towards the rear of keyboard towards the bass strings.

*Further miking techniques may be found on our website at www.audixusa.com

DIMENSIONS (mm):



Audix Corporation 9400 SW Barber St. Wilsonville, OR 97070

www.audixusa.com
503-682-6933 Fax: 503-682-7114



1.2 4/12

AUDIX WARRANTY REGISTRATION FORM

Name: _____ Model: _____
 Company: _____ Serial Number: _____
 Address: _____ Store: _____
 City: _____ Store Location: _____
 Prov./State: _____ Zip: _____ Purchase Date: _____
 Phone: () _____ Signature: _____
 Email: _____ Date: _____

Please Check all that apply:

Male Female

Age:

- 18 or Under
- 19-25
- 26-35
- 36-45
- 46-55
- 55 +

Occupation:

- Musician
- Producer
- Sound Eng.
- Radio/TV
- Production
- Other _____

Primary Instruments:

- Vocal
- Guitar / Bass
- Drums
- Keyboard
- Brass
- Woodwinds
- Strings
- Other _____

Product to be used for:

- Pro live sound
- Pro recording
- Home recording
- Rehearsal
- Installation
- School
- House of Worship
- Other _____

How did you hear about Audix?

- Magazine Ad
- On-line Store
- Salesman
- Online Ad
- Friend
- Other _____

Do you own other Audix Products? Yes No

Model(s) _____

Have you visited the Audix website? Yes No

Please register your product online at www.audixusa.com or mail this form to:
 Audix Microphones P.O. Box 4010 Wilsonville, OR 97070