

Remote Camera System – Specifications & Dimensions

As of April, 2018

AW-HE38HW/HK AW-HN38HW/HK

General	
Power requirements	DC 12 V (Supplied AC adaptor) DC 42 V to 57 V (PoE+ power supply)
Current consumption	1.2 A (Supplied AC adaptor) 0.4 A (PoE+ power supply)
Ambient operating temperature	0 °C to 40 °C (32 °F to 104 °F)
Allowable humidity ranges	20 % to 90 % (no condensation)
Storage temperature	-20 °C to 50 °C (-4 °F to 122 °F)
Mass	Approx. 1.5 kg (3.30 lb)
Dimensions (W x H x D)	160 mm x 186 mm x 166 mm (6-5/16 inches x 7-4/128 inches x 6-17/32 inches) [excluding protrusions, direct ceiling mount bracket]
Finish	[AW-HE38HW/AW-HN38HW] Pearl white, [AW-HE38HK/AW-HN38HK] Metallic black
Controller supported*1	AW-RP50, AW-RP120G, AK-HRP200G
Camera unit	
Imaging sensors	1/2.3-type MOS
Lens	AW-HE38HW/HK : Motorized 22x zoom, F1.6 to F4.3 [f=4.3 mm (1/64 inches) to 94.6 mm(3-23/32 inches); 35 mm (1-3/8 inches) equivalent: 31.6 mm (1-31/128 inches) to 705.0 mm (27-49/64 inches)]
Focus	Switching between auto and manual
Focus distance	Entire zooming range: 1.2 m (3.94 ft) Wide end: 10 cm (0.33 ft)
Color separation optical system	On-chip color filter system
Minimum illumination	59.94 Hz 0.7 lx (50 IRE, F1.6, 48 dB, 1/60 without accumulation) 0.35 lx (50 IRE, F1.6, 48 dB, 1/30 with accumulation [Frame Mix 6 dB])
	50 Hz 0.7 lx (50 IRE, F1.6, 48 dB, 1/50 without accumulation) 0.35 lx (50 IRE, F1.6, 48 dB, 1/25 with accumulation [Frame Mix 6 dB])
Horizontal resolution	1000 TV lines Typ (Center area)
Gain selection*2	Auto, 0 dB to 48 dB (3 dB step)
Frame mix*3	Auto, Off, 6 dB, 12 dB, 18 dB, 24 dB
Electronic shutter speed	During Full Auto 1/30 to 1/2000 [59.94 Hz] 1/25 to 1/2000 [50 Hz]
	During Auto 1/60 to 1/2000 [59.94 Hz] 1/50 to 1/2000 [50 Hz]
	During Manual 1/100, 1/250, 1/500, 1/1000, 1/2000, 1/4000, 1/10000 [59.94 Hz] 1/120, 1/250, 1/500, 1/1000, 1/2000, 1/4000, 1/10000 [50 Hz]
Synchro scan	59.94 Hz : 59.94 Hz to 660.09 Hz 50 Hz : 50.00 Hz to 570.12 Hz
Gamma	Off, Normal (Low, Mid, High), Cinema
White balance	AWB A, AWB B, ATW, 3200K, 5600K, VAR (2400K to 9900K)
Chroma amount variability	±3 step
Scene file	Full Auto, Manual1, Manual2, Manual3
Output format	HD 1080:59.94p/50p 1080:59.94i/50i 1080:29.97p/25p 1080:29.97PsF/25PsF 720:59.94p/50p
	Internal synchronization

INPUT	
Power	DC 12 V IN, PoE+ (IEEE802.3at standard)
Mic/line input	Stereo mini-jack (ø3.5 mm) Input impedance: Approx. 2 kΩ (unbalanced) [Mic input] Supported microphones: Stereo mic (plug-in power, on/off switching via menu) Supplied voltage: 2.5 V ± 0.5 V Mic input level: -60 dBV ± 3 dBV [Line input] Input level: -10 dBV ± 3 dBV
OUTPUT	
Output Video	HDMI HDMI connector * HDCP is not supported. * VIERA Link is not supported.
INPUT/OUTPUT	
Input/ Output connector	LAN LAN connector for IP control (RJ-45) Equipped with straight/crossover cable auto detection function
	RS-232C Mini DIN 8-pin (IN) Mini DIN 8-pin (OUT)
	RS-422 CONTROL IN RS422A (RJ-45)
	USB Mini-B port
SD card	microSD card slot
USB connection * This may vary depending on the operating environment.	
Video output	USB Video Class Ver1.0
Video compression format	Motion JPEG
Resolution	1920 x 1080, 1280 x 720, 640 x 360
Frame rate	max 30 fps (System frequency 59.94 Hz) max 25 fps (System frequency 50 Hz)
Audio output	USB Audio Class Ver1.0
Audio compression format	Linear PCM, 48 kHz, 16-bit, 2 channels
Supported models	Devices standardly equipped with a USB 2.0 compatible port
Pan-tilt head unit	
Installation method	Stand-alone (Desktop) or suspended (Hanging)*4
Pan/tilt operation speed	Maximum speed during preset: 300°/s Maximum speed during manual: 90°/s
Panning range	±175°
Tilting range	-30° to 90°*5
Quietness	During preset: NC40 or less During manual: NC35 or less
Camera/pan-tilt head control	
IP connecting cable	When connecting through a hub: LAN cable*6 (category 5 or above), max. 100 m (328 ft) When using a PoE+ hub: LAN cable*6 (category 5e or above), max. 100 m (328 ft) When a hub is not used: LAN cable*6 (category 5 or above), max. 100 m (328 ft)
AW protocol connecting cable	LAN cable*6 (category 5 or above, straight cable), max. 1000 m (3280 ft)
Standard protocol connecting cable	Mini DIN 8-pin cable, male
SD card recording	
SD card type	micro SDHC (4 GB to 32 GB), micro SDXC (64 GB to 128 GB), Speed class 10 or higher
System frequency	59.94 Hz/50 Hz

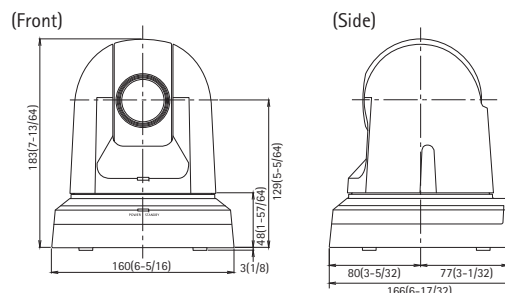
Video compression format	MPEG-4 AVC/H.264 High Profile
Audio compression format	AAC-LC (48 kHz, 16 bit, 2 ch, 128 kbps)
SD card recording	MPEG-4 AVC file standard compliant (.MP4)
Recording format	1920 x 1080/59.94p, 1920 x 1080/50p, 1920 x 1080/29.97p, 1920 x 1080/25p, 1280 x 720/59.94p, 1280 x 720/50p, 1280 x 720/29.97p, 1280 x 720/25p
Network	
Resolution	JPEG VGA (640 x 360), QVGA (320 x 180) max.30 fps 1920 x 1080, 1280 x 720, 640 x 360, 320 x 180 max.30 fps
	H.264 1920 x 1080, 1280 x 720, 640 x 360, 320 x 180 max.60 fps
Supported protocol	IPv4 TCP/IP, UDP/IP, HTTP, HTTPS, RTSP, RTP, RTCP, FTP, DHCP, DNS, NTP, IGMP, UPnP, ICMP, ARP, RTPoverTCP, RTSPoverHTTP, SSL(TLS), MultiCast/UniCast
	IPv6 TCP/IP, UDP/IP, HTTP, HTTPS, RTSP, RTP, RTCP, FTP, DHCPv6, DNS, NTP, ICMPv6(MLD), RTSPoverTCP, RTSPoverHTTP, SSL(TLS), MultiCast/UniCast
i-OS, Android support	JPEG image display

Standard Accessories
Mount bracket for installation surface (Hanging*7 / Desktop): 1 Drop-prevention wire (already attached to the unit): 1 Bracket mounting screws (bind-head) M4 x 10 mm: 4 Main unit mounting screw (with flat washer, spring washer) M3 x 6 mm: 1 Power cable (1.5 m [4.92 ft]): [AW-HE38HW/HKPJ]-1, [AW-HE38HW/HKEJ]-3, [AW-HE38HW/HKPC]-1 AC adaptor: 1

*1: It may be necessary to upgrade the version of the controller so that the controller will support the unit. *2: During Auto, 6 dB to 48 dB (6 dB step) are available for AGC Max Gain setting. *3: During Auto, 0 dB, 6 dB, 12 dB and 18 dB are available for Auto F.Mix Max Gain setting. *4: To ensure safety, the unit must be secured using the mount bracket supplied. *5: Depending on the pan or tilt position, the camera may be reflected in the image. *6: Use of an STP (shielded twisted pair) cable is recommended. *7: To ensure more safety, AW-HE38HW/HK can be secured by using the direct ceiling mount bracket (VW-Q105A).

Dimensions

Unit: mm(inches)

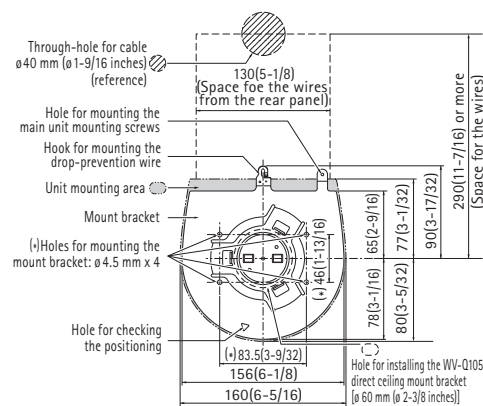


Rear View



Bottom View

Unit: mm(inches)

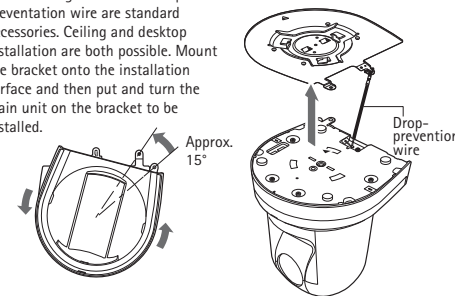


The front panel of the unit on this side.

Ceiling Installation View

Optimal for both hanging and desktop installation.

The mounting bracket and drop-prevention wire are standard accessories. Ceiling and desktop installation are both possible. Mount the bracket onto the installation surface and then put and turn the main unit on the bracket to be installed.



• The mounting bracket for discontinued AW-HE50 and AW-HE60 and current AW-UE70W/K, AW-UN70W/K, AW-HE40 series and AW-HN40HW/HK can also be used.

• Wiring, mounting, and removal must be done by a qualified technician. To ensure safety, consult with the dealer from whom you purchased the system.